

# DB101 - DB107

## MINI-BRIDGE RECTIFIERS

**PRV : 50 - 1000 Volts**

**Io : 1.0 Ampere**

### FEATURES :

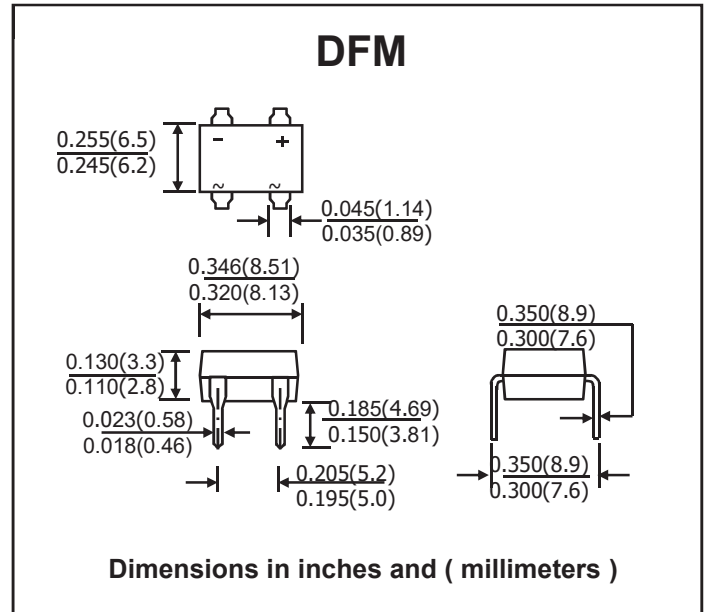
- \* High current capability
- \* High surge current capability
- \* High reliability
- \* Low reverse current
- \* Low forward voltage drop
- \* Ideal for printed circuit board
- \* Pb / RoHS Free

### MECHANICAL DATA :

- \* Case : Molded plastic
- \* Epoxy : UL94V-0 rate flame retardant
- \* Terminals : Leads solderable per MIL-STD-202, method 208 guaranteed
- \* Mounting position : Any
- \* Weight : 0.02 ounce, 0.4 gram

### MAXIMUM RATINGS AND ELECTRICAL CHARACTERISTICS

Rating at 25°C ambient temperature unless otherwise specified.  
60 Hz, resistive or inductive load.



RATING	SYMBOL	DB101	DB102	DB103	DB104	DB105	DB106	DB107	UNIT
Maximum Recurrent Peak Reverse Voltage	VRRM	50	100	200	400	600	800	1000	V
Maximum RMS Voltage	VRMS	35	70	140	280	420	560	700	V
Maximum DC Blocking Voltage	VDC	50	100	200	400	600	800	1000	V
Maximum Average Forward Output Rectified Current at Ta = 40°C	IF(AV)	1.0							A
Peak Forward Surge Current 8.3 ms single half sine wave superimposed on rated load (JEDEC Method)	IFSM	40							A
Maximum Instantaneous Forward Voltage per element at IF = 1.0 A	VF	1.1							V
Maximum DC Reverse Current at Rated DC Blocking Voltage Ta = 25°C Ta = 125°C	IR	5.0							µA
	IR(H)	500							µA
Junction and Storage Temperature Range	TJ, TSTG	- 55 to + 150							°C

RATING AND CHARACTERISTIC CURVES ( DB101 - DB107 )

FIG.1 - DERATING CURVE FOR OUTPUT RECTIFIED CURRENT

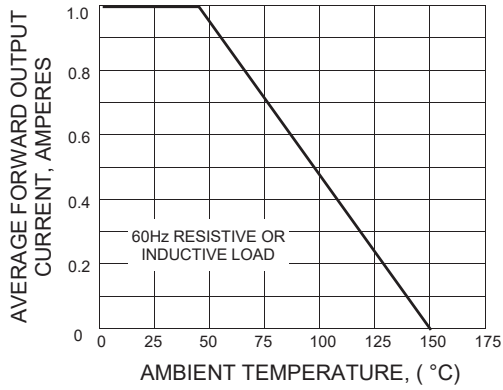


FIG.2 - MAXIMUM NON-REPETITIVE PEAK FORWARD SURGE CURRENT PER BRIDGE ELEMENT

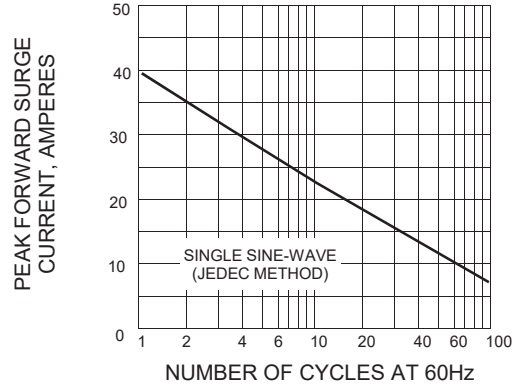


FIG.3 - TYPICAL FORWARD CHARACTERISTICS

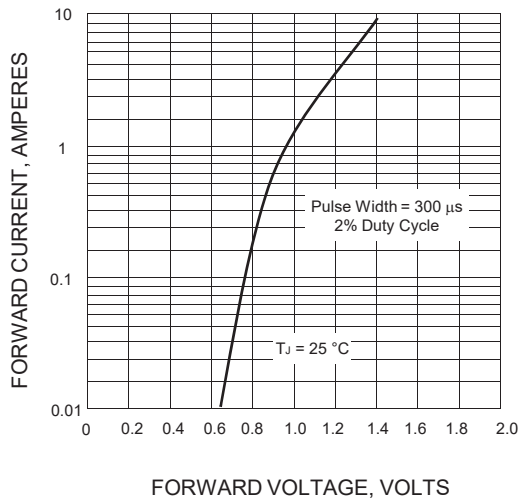


FIG.4 - TYPICAL REVERSE CHARACTERISTICS PER BRIDGE ELEMENT

